



Music Virtual Learning

Concert Orchestra

May 8, 2020



Concert Orchestra

Lesson: May 8, 2020

Objective/Learning Target:

Students will learn Hedwig's Theme from Harry Potter

Warm-Up



Friday Goal Check-In

Have you started your achievement log? It's not too late to make a list of what you've accomplished this week. Check in with your orchestra teacher and tell us all the amazing things you're doing!

SET GOAL

MET GOAL

Bow Lanes



Violin/Viola Watch Here

Cello/Bass Watch Here





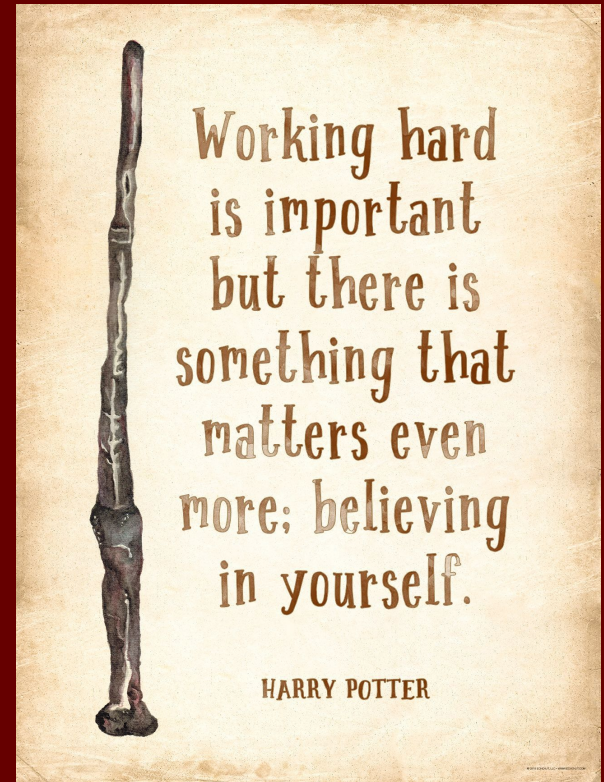
LESSON



Before stepping into the
Wizarding World of
Harry Potter...

Goal Setting:

- Practice slowly
- Break down challenging parts (Rhythms, notes)
- Who would you like to perform this piece for? (Pet, loved one, friend, teacher)





Body Mapping Reminders

When playing be aware of your 6 points of balance to help you play your best!

1. AO Joint (Head Balance)
2. Sit Bones
3. Hip Joints
4. Three arches of the feet
5. Knees
6. Arm structure (Feel your shoulder blade moving)



CHECK OUT THE RHYTHM SHEETS



Main Rhythms

Rhythm Sheet for Hedwig's Theme

RHYTHM & METER FOR HEDWIG'S:

- $\frac{3}{4}$ = Simple Triple Meter
123 123
- Cut Time (Review Lesson on 4/14 where cut time is explained on video on simple meter slide) 
- Clap the rhythm or play on an open string
- Follow along with the recording 



PRACTICE ALONG AND LEARN
YOUR NOTES!


VIOLIN/VIOLA

KEY SIGNATURE & FINGER PATTERNS FOR
HEDWIG'S:



- **1st key:** (m. 17-51) Only has F#
 - Some form of E Minor
E F(♯) G# A# B C(♯) D# E
- **Key Change:** (m. 59-end)
No sharps or flats
 - Some form of A Minor
a b(♭) c d# e f g(♯) a

CELLO/BASS






Articulations

- **Legato**
 - Smooth & Connected
 - Make sure to check out Ms. Guillory's bowing warmup exercises
- **Spiccato**
 - Off the string
- **Accents**
 - Put in weight first and then release


Hedwig's Theme Violin

[Click here for Sheet Music](#)

Final Run Through




Fun Video




Hedwig's Theme Viola

[Click here for Sheet Music](#)

Final Run Through



Fun Video



Hedwig's Theme Cello

[Click here for Sheet Music](#)

Final Run Through



Fun Video



Hedwig's Theme Bass

[Click here for Sheet Music](#)

Final Run Through



Fun Video





REVIEW



***Don't forget to share
your amazing work with
your teachers!***

A decorative border of musical staves and notes surrounds the central text. The border consists of four staves: one on the left, one on the right, and one at the bottom. The top staff is empty. The left and right staves contain various musical notes and stems. The bottom staff contains a sequence of musical notes, including eighth and sixteenth notes, and rests.

Self-Assessment



ONCE YOU HAVE MASTERED HEDWIG'S THEME, TAKE IT TO THE NEXT LEVEL
BY...

1. SHIFTING
2. ADDING VIBRATO
3. TAKING IT UP TO TEMPO
4. MASTERING ARTICULATIONS (ACCENTS, STACCATOS, SPICCATO, LEGATO)
5. MEMORIZING IT

Additional Materials

